

USHA[®]

INDUSTRIAL GARMENT MACHINES

Perfect Choice of Professionals

KEERTHY SURESH
ACTOR



 usha_care@usha.com

 [@ushasewofficial](https://www.facebook.com/ushasewofficial)

 [@ushasewofficial](https://www.instagram.com/ushasewofficial)

 [@ushasewofficial](https://twitter.com/ushasewofficial)

**HOME
SERVICE**



1% OF EVERY SALE CONTRIBUTES
TO WOMEN EMPOWERMENT.
www.ushainitiatives.com

USHA 757E


Two Needle Five Thread Direct Drive Overlock Machine

Features:

- Two needle five thread direct drive overlock machine.
- Environment friendly power efficient direct drive in-built motor.
- Forced feed oil return system at needle bar prevents needle overheating & thread breakage.
- Push button type stitch length adjustment.
- Differential feed dog for accurate fabric feed prevents twisting & ply shifting of fabric being sewn.
- Maximum speed: 6000 spm.

Applications:

- Suitable for over edging of woven & non-woven fabric and sports wear
- Suitable for light to medium fabric for stitching after cutting the edges of a fabric.



USHA 747E


Two Needle Four Thread Direct Drive Over lock Machine

Features:

- Environment friendly power efficient direct drive in-built motor.
- Forced feed oil return system at needle bar prevents needle overheating & thread breakage.
- Push button type stitch length adjustment.
- Differential feed dog for accurate fabric feed prevents twisting & ply shifting of fabric being sewn.
- Maximum speed: 6000 spm.
- Maximum stitch length: 3.6 mm.
- Maximum presser foot lift: 6 mm.
- No. of needles: two.
- No. of threads: four.

Applications:

- Suitable for over edging of knit fabric and sports wear.
- Suitable for light to medium fabric for stitching after cutting the edges of a fabric.



USHA 8801EB

Single Needle Lock Stitch


Heavy Duty Direct Drive Machine

Features:

- Environment friendly power efficient direct drive in-built motor.
- Maximum speed: 3500 spm.
- Maximum stitch length: 8 mm.
- Presser bar lift by knee: 6/13 mm.
- Large full rotary hook.
- Programmable sewing speed.
- Push button for half stitch function.
- Copper winding motor.
- LED type needle light.
- Equipped with safety feature like-motor pulley cover, finger guard and take up lever guard.

Applications:

- Suitable for stitching on wide range of medium to heavy fabric like rexine, bags, hand bag, purse, school bags, denim, jeans etc.



USHA 8801E

Single Needle Lock Stitch

Medium Duty Direct Drive Machine

Features:

- Environment friendly power efficient direct drive in-built motor.
- Maximum speed: 5000 spm.
- Maximum stitch length: 5 mm.
- Presser bar lift by knee: 5.5/13 mm.
- Programmable sewing speed.
- Push button for half stitch function.
- Copper winding motor.
- LED type needle light.
- Equipped with safety feature like- motor pulley cover, finger guard and take up lever guard.

Applications:

- Suitable for stitching on light to medium fabric.



FOR GREAT SEWING IDEAS
LOG ONTO
USHASEW.COM

Usha International Ltd.

Plot No. 15, Institutional Area, Sector 32, Gurugram- 122 001, Haryana.
Registered Office: Surya Kiran Building, 19, K.G. Marg, New Delhi - 110001

USHA care[®]
Toll Free 1800 1033 111



www.ushasew.com